
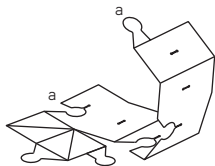


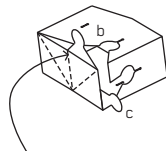


Freefold Popup Box assembly instructions



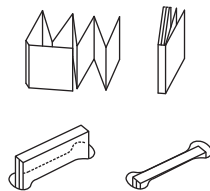
1. Don gloves to prevent finger marks



2. Follow the sequence shown to push flap **a** into place



3. Push in here first, then push the flaps **b** and **c** into place



4. Fold and push instruction cards in the slots to connect boxes together, or use joining screws, provided



foldtheory.com